

Lösungen Test 1 B1

1

a

$I = (-4, \text{Infinity})$

b

$I = \{ \}$

c

Kein Plot möglich (Plot[Sqrt[5-x],{x,..... }];)

2

```
(b^(Sqrt[8])/b^(Sqrt[2]))^(Sqrt[2]/Sqrt[3])+Log[Log[E^b]]+Log[Log[E^(2
b)]]//PowerExpand
```

$$b^{\frac{2}{\sqrt{3}}} + \text{Log}[2] + 2 \text{Log}[b]$$

Resultat:

$$b^{\frac{2}{\sqrt{3}}} + \text{Log}[2] + 2 \text{Log}[b]$$

3

a

```
Solve[25x^2+4 b x+16==0,{x}] //Flatten
```

$$\left\{ x \rightarrow \frac{2}{25} (-b - \sqrt{-100 + b^2}), x \rightarrow \frac{2}{25} (-b + \sqrt{-100 + b^2}) \right\}$$

```
Solve[-100 + b^2==0,{b}] //Flatten
```

```
{b → -10, b → 10}
```

b

```
Solve[Sqrt[x^4+9]==x^2+1,{x}] //Flatten
```

```
{x → -2, x → 2}
```

```
25x^2+4 b x+16/.{b->10,x->2}
```

```
196
```

```
25x^2+4 b x+16/.{b->10,x->-2}
```

```
36
```

```
25x^2+4 b x+16/.{b->-10,x->2}
```

```
36
```

```
25x^2+4 b x+16/.{b->-10,x->-2}
```

```
196
```

4

Automatische Lösung

```
g1=(2 x1+x2==1*7);
g2=(3 x2+x3==4*7);
g3=( x3-x4==3*7);
g4=(x4+x1 Sign[x1]==0);
Solve[{g1,g2,g3,g4},{x1,x2,x3,x4}] //Flatten
```

```
{x2 → 3, x3 → 19, x4 → -2, x1 → 2}
```

Lösung für positive x1

```
g4=(x4+x1==0);
Solve[{g1,g2,g3,g4},{x1,x2,x3,x4}] //Flatten
```

```
{x1 → 2, x2 → 3, x3 → 19, x4 → -2}
```

Lösung für negative x1

Falls $x_1 < 0$: Keine Lösung, da $x_1 > 0$ herauskommt!

```

g4=(x4-x1==0);
Solve[{g1,g2,g3,g4},{x1,x2,x3,x4] //Flatten
{
 $x_1 \rightarrow \frac{14}{5}$ ,  $x_2 \rightarrow \frac{7}{5}$ ,  $x_3 \rightarrow \frac{119}{5}$ ,  $x_4 \rightarrow \frac{14}{5}$ 
}

```

5

Lösung

```

Solve[((x-1)^2)/4+((x-1-1)^2)/9==1,{x}] //Flatten
{
 $x \rightarrow \frac{1}{13} (17 - 12\sqrt{3})$ ,  $x \rightarrow \frac{1}{13} (17 + 12\sqrt{3})$ 
}
solv=Solve[((x-1)^2)/4+((x-1-1)^2)/9==1,{x]//N //Flatten
{x -> -0.291124, x -> 2.90651}

```

Graphik

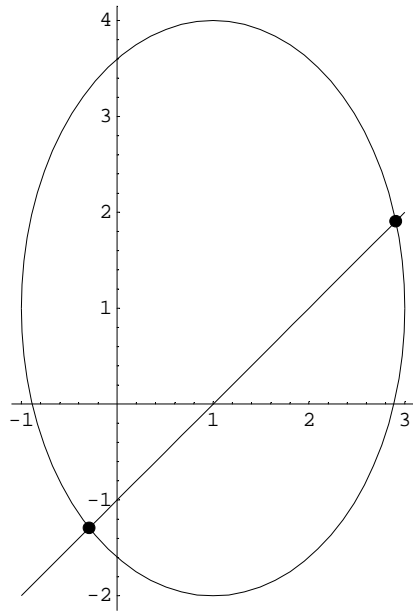
```

x1=x/.solv[[1]];x2=x/.solv[[2]]; {x1,x2}
{-0.291124, 2.90651}

<< Graphics`ImplicitPlot`
p1=ImplicitPlot[(x-1)^2 / 4 + (y-1)^2 / 9
==1,{x,-1,3},AspectRatio->Automatic,DisplayFunction->Identity];
g[x_]:=0+(x-1)
p2=Plot[g[x],{x,-1,3},Epilog->{PointSize[0.03],Point[{x1,g[x1]}],Point[{x2,g[x2]}]}
,AspectRatio->Automatic,DisplayFunction->Identity];

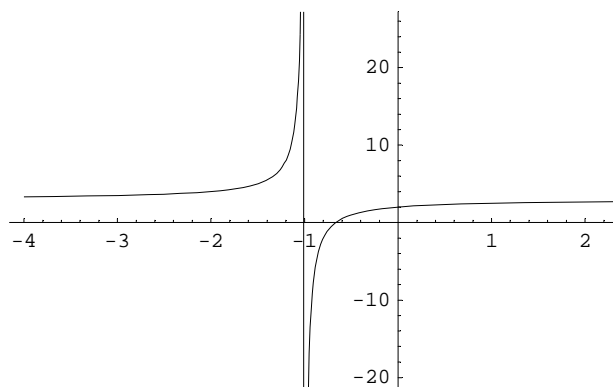
```

```
Show[p2,p1,DisplayFunction->$DisplayFunction];
```



6**a**

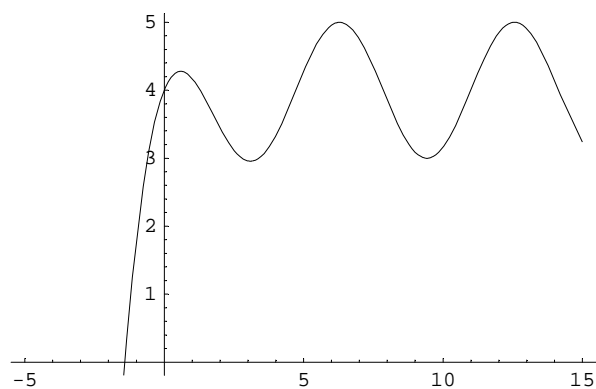
```
Plot[(3x+2)/(x+1),{x,-4,4}];
```



Keine der Eigenschaften

b

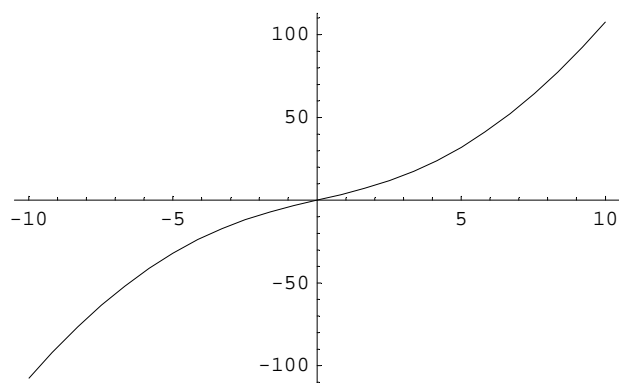
```
Plot[-E^{-x}+4+Cos[x],{x,-5,15}];
```



Keine der Eigenschaften

c

```
Plot[x Sqrt[x^2+16],{x,-10,10}];
```



Ungerade

7

```
Limit[(2n^2+3n+1)/(5n^2),{n->Infinity}]
```

 $\left\{\frac{2}{5}\right\}$